

DIVISION OF ENFORCEMENT & LICENSING



**MONTHLY REPORT
NOVEMBER 2021**



NEW HAMPSHIRE STATE LIQUOR COMMISSION

<https://www.nh.gov/liquor/enforcement/>

(603) 271-3521

50 Storrs Street
Concord, NH 03301

TABLE OF CONTENTS

Executive Summary	3
Scope and Metrics	5
Division Results	6
Revenue	6
Summary	6
Total Calls for Service	7
Administrative	8
Calls for Service – Civilian Personnel	8
Licensing	8
New Licensees	9
Petitions Made by Licensees	9
Licensing Help Desk	9
Auditing and Direct Shipping	9
Auditing: Licensee Compliance & Oversight	10
Direct Shipping: Taxes, Applications and Carrier Reporting	10
Training and Public Outreach	11
Summary	11
Enforcement	12
Calls for Service – Sworn Personnel	12
Field Investigators	12
Special Investigations Unit	12
Administrative Sworn Personnel	12
Total Arrests	12
Summary	12
Compliance Checks	12
Summary	13
Administrative Action Taken	13
Summary	13
Fines	13
Non-Title XIII Actions	13
Case Disposition	13

EXECUTIVE SUMMARY

This report is a summary and description of the activity recorded by the Division of Enforcement and Licensing for November 2021. This document provides a comprehensive overview of work completed by personnel within the Division, both Sworn Officer and Civilian. The Division compiled this report as a way to track and assess this activity on a regular basis to recognize areas of success and to identify areas that require additional attention.

Division

In November 2021, the Division collected \$1,568,084.25 in revenue. Beer Taxes accounted for the majority of this revenue and totaled \$983,762.06. In all, there were seven different categories that each saw more than \$10,000 in fees collected.

Total Calls for Service: During November 2021, the Division recorded 712 calls for service. The most commonly visited licensee type was Restaurant with 252 entries. In total, there were 30 different service codes utilized, with Inspection-Premise Check accounting for the most common type with a total of 199 entries.

Administrative

Calls for Service – Civilian: Civilian personnel within the Division tallied 55 calls for service.

Licensing: There were 5889 entities licensed for the sale of alcohol and/or tobacco products in the State of New Hampshire. The most common license type was Restaurant with 1460 licenses on file at the end of this month. The commission approved 29 new applications for alcohol related licensees. Of the 11 different license types applied for, the most commonly applied for license types were Restaurant with 10 approved applicants.

Petitions Made by Licensees: The Division approved 19 petitions. Of the five different petitions applied for, the most common occurrence was Approval for Extension of Service Area with seven approved applicants.

Licensing Help Desk: There were 1951 transactions recorded by Division personnel during November 2021. Activities related to License Renewals (Generated, Received, Processed) accounted for the most activity within the Help Desk with 1363 total transactions counted.

Auditing: Licensee Compliance & Oversight:

Auditing personnel accomplished 22 total on-site or remote audits of licensees during November 2021 and recorded 16 violations during the month. In addition to the licensee audits, the Auditing staff completed 348 Product Approval-related tasks. Personnel received and processed 413 separate departmental requests in November 2021.

Direct Shipping: Taxes, Applications and Carrier Reports: Division personnel collected \$199,724.56 in revenue as part of the State's program for out of state suppliers. There were 101 Renewal Applications processed, and three New Applications received. Carrier reports show 13791 shipments into New Hampshire during the month, of which, there were 95 improper or illegal shipments into the state. There were 20 *Illegal Shipment* notification letters sent out, 41 companies added to the *Seizure* list, while eight companies were removed from the same list.

Training & Public Outreach: During November 2021, there were 520 attendees for in-person, virtual, and online classes/certifications offered. The Division took part in five Public Program Events during the month reaching 13025 attendees.

Enforcement

Calls for Service – Sworn: Sworn Personnel within the Division tallied 657 calls for service. Of these entries, Inspection-Premise Check was the most commonly used type with a total of 198 entries.

Total Arrests: There were 16 individuals cited during November 2021. Of these, 11 individuals were issued a Summons and five were cited due to statutory requirements, and there were no individuals taken into custody.

Compliance Checks: During November 2021, there were 131 total Compliance Checks completed, with Alcohol Compliance Checks comprising the bulk of the events during the month.

Administrative Action Taken: During November 2021, personnel logged 51 Administrative Actions. Of these, 15 resulted in the issuance of an Administrative Notice and 8 resulted in Verbal Warnings.

Fines: During November 2021, a total of 17 Administrative Fines were levied totaling \$10550.05.

Non-Title XIII Actions: During the month of November, Investigators responded to one Life/Safety related situation not associated with a licensed premise, New Hampshire Liquor and Wine Outlet, or a Title XIII investigation.

Case Disposition: By the close of the month of November 2021, there were 30 open cases in active investigation by Field personnel. During the month, investigators closed six total cases, while six cases had no criminal nexus.

SCOPE AND METRICS

This report is a summary and description of the activity recorded by the Division of Enforcement and Licensing for November 2021. This review provides a comprehensive appraisal of work completed by personnel within the Division - Civilian and Sworn. The Division has developed this report as a way to track and assess this activity on a regular basis to recognize areas of success and to identify areas that require additional attention.

The data for this report is sourced from multiple systems utilized by the Division of Liquor Enforcement

A number of data points are important and necessary for completion of this report. These metrics include, but are not limited to:

- Call for Service (CFS) number
- CFS Date and Time
- Location Information (County, City/Town)
- Licensee Number
- CFS Reason(s)
- Disciplinary Action code(s)

Additional data points not stored within the RMS are required as well. These items include:

- Active Case Updates
- Administrative Fines
- License Information & Totals
- Petitions Made by Licensees

DIVISION RESULTS

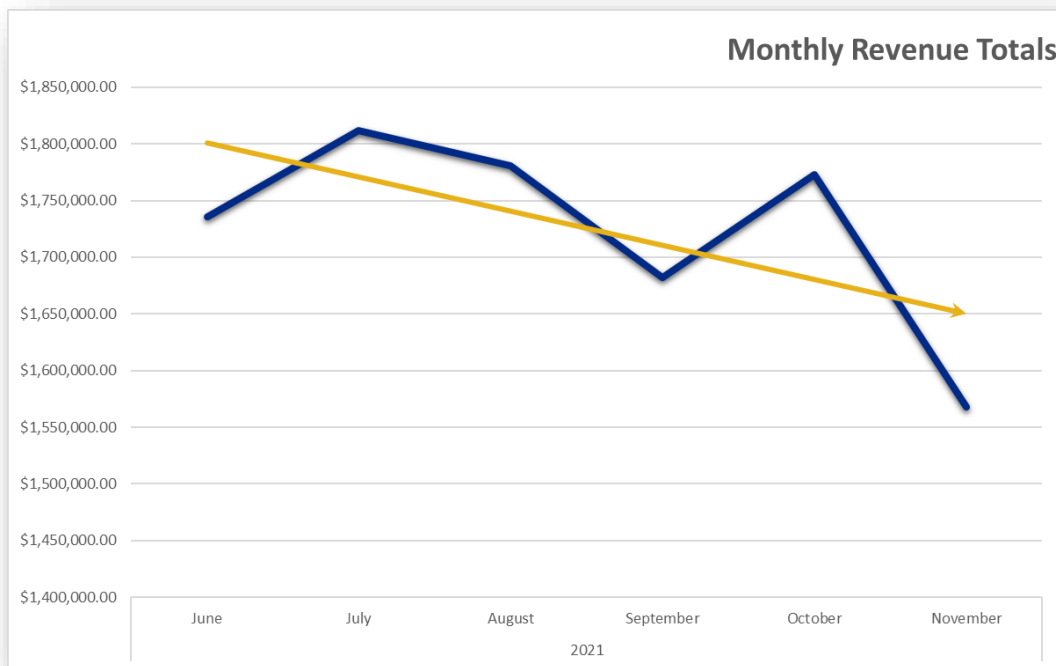
REVENUE

Through the regular course of business, the Division of Enforcement & Licensing is responsible, and in many cases required, to collect fees from licensees. The most commonly considered fees in relation to the Division are those attached to the issuance and/or renewal of a license to sell alcohol and/or tobacco in the State of New Hampshire. These fees are highlighted in RSA 178:29. The Division is also charged with collecting the fees proscribed in 178:26. This RSA establishes the \$.30 fee on each gallon of beer produced per month by licensees. Division staff also collect Liquor (178:6) and Wine (178:8) fees each month.

Revenue Type	Amount
Beer Tax	\$983,762.06
Renewal Fee	\$278,654.00
D/S Tax	\$194,935.89
Wine Tax	\$49,585.77
Liquor Tax	\$17,191.95
Initial License Fee	\$15,142.67
Administrative Fine	\$10,550.05
Distilled Spirits Tax	\$6,907.50
Application Fee	\$4,900.00
Wine Cooler Tax	\$3,766.79
Other	\$2,687.57
TOTALS	\$1,568,084.25

Summary

In November 2021, the Division collected \$1,568,084.25 in revenue. *Beer Taxes* accounted for the majority of this revenue and totaled \$983,762.06. In all, there were seven different categories that each saw more than \$10,000 in fees collected.



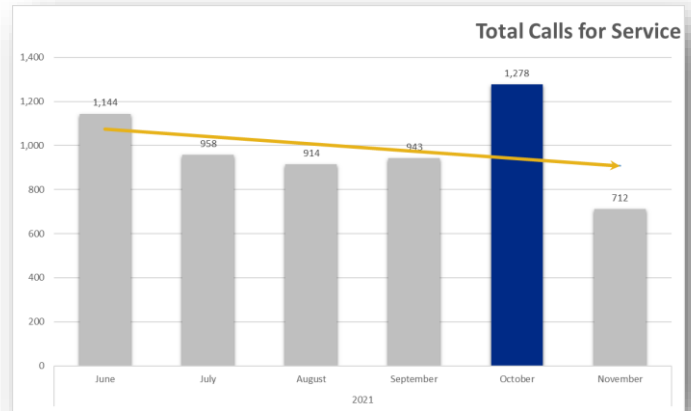
TOTAL CALLS FOR SERVICE

All activity completed by the Division is stored within the RMS as a Call for Service (CFS). This goes for both Civilian and Sworn personnel alike. This section of the report summarizes the number of CFS instances during November 2021. In addition, CFS totals by Civilian and Sworn staff fall into their respective areas of responsibility, providing a snapshot of work undertaken in this timeframe.

During November 2021, the Division recorded 712 calls for service. The most commonly visited licensee type was *Restaurant* with 252 entries. In total, there were 30 different service codes utilized, with *Inspection-Premise Check* accounting for the most common type with a total of 199 entries.

During November 2021, Enforcement and Licensing Personnel serviced 114 different municipalities throughout the state. Of these, the 10 cities & towns visited most are as follows:

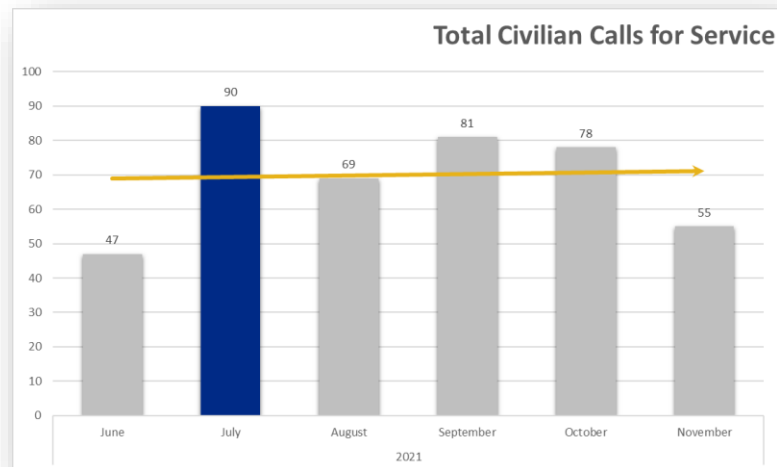
- | | | | |
|--------------|----|--------------|----|
| • Manchester | 92 | • Dover | 77 |
| • Nashua | 38 | • Hampton | 36 |
| • Durham | 32 | • Hanover | 27 |
| • Keene | 22 | • Portsmouth | 20 |
| • Littleton | 16 | • Bethlehem | 16 |



ADMINISTRATIVE

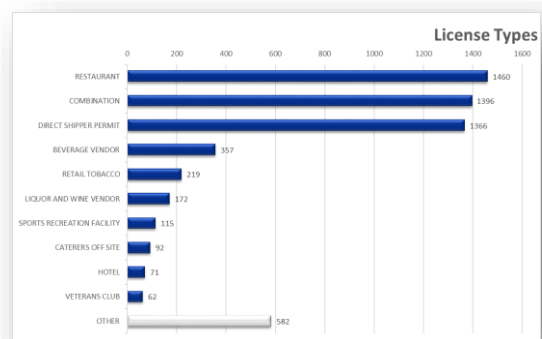
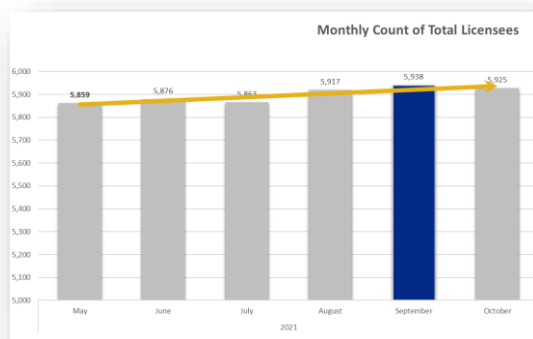
CALLS FOR SERVICE – CIVILIAN PERSONNEL

There were a total of 55 Calls for Service among Civilian personnel in November.



LICENSING

The Division is responsible for issuing all liquor and tobacco-related licenses in the State of New Hampshire. The records associated with these licenses are stored in a shared DOIT-managed system called MyLicense Online (MLO). MLO is a web-based system that the Division utilizes to create, maintain and categorize all records related to the 49 different license types.



At the end of November 2021, there were 5889 entities licensed for the sale of alcohol and/or tobacco products in the State of New Hampshire. The most common license type was *Restaurant* with 1460 licenses on file at the end of this month.

New Licensees

During November 2021, from the commission approved 29 new applications for alcohol related licensees. Of the 11 different license types applied for, the most commonly applied for license types were *Restaurant* with 10 approved applicants.

Petitions Made by Licensees

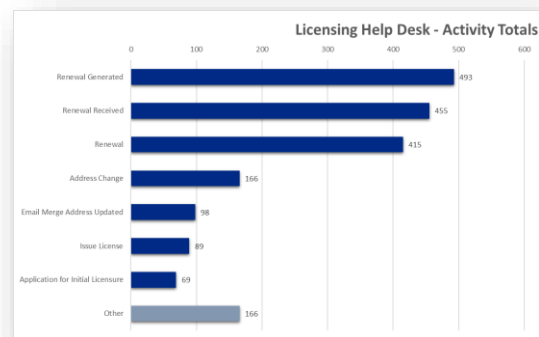
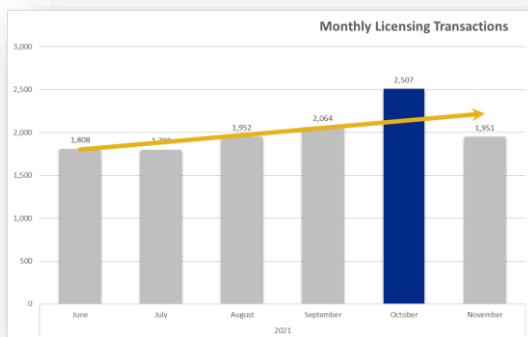
In the course of business, licensees November find that they need to make changes or accommodations that were not a part of their initial license application. This could be a temporary or permanent outdoor location, the addition of a new type of beverage, or even a modification of the licensee's premises. In any instance where a submission of a petition occurs, the Division reviews each petition prior to a final review during the Commission's Weekly Agenda Meeting; this is where recommendation for either approval or denial occurs. The Chairman and the Deputy Commissioner then vote upon that recommendation.

In November 2021, the Division approved 19 petitions. Of the five different petitions applied for, the most common occurrence was *Approval for Extension of Service Area* with seven approved applicants.

Licensing Help Desk

The Division's Licensing Help Desk's mission is to work with and assist members of the public as they attempt to obtain or renew a license, modify an existing license, or in closing out a license that is no longer in use. Civilian personnel at the Licensing Help Desk include one full-time licensing specialist and two part-time licensing support staff members. An export of User Activity from the MLO system provides a count of all Licensing Personnel activity. Additional Licensing-related work completed by non-Help Desk personnel is also captured here.

Based on the information found in MLO's User Activity report, there were 1951 transactions recorded by Division personnel during November 2021. Activities related to *License Renewals (Generated, Received, Processed)* accounted for the most activity within the Help Desk with 1363 total transactions counted.



Feedback

Of the 7 survey responses received by the Licensing Department in November 2021, 86.67% found the processes and personnel to be effective and efficient.

AUDITING AND DIRECT SHIPPING

The Division maintains a unit dedicated to dealing with issues around Auditing and Direct Shipping activities within the State of New Hampshire. This unit consists of one Supervisory Auditor, two Field Auditors, one Direct Shipping Auditor and one support staff member. These individuals handle issues related to the following license types among others:

- Beverage Wholesalers
- Direct Shippers
- Beverage Manufacturers
- Alcohol Consultants
- Liquor/Wine Vendors
- Nano-Breweries
- Liquor/Wine Representatives
- Wine Manufacturers
- Carriers
- Liquor Manufacturers
- Warehouses
- Rectifiers

Auditing: Licensee Compliance & Oversight

In addition to the Calls for Service recorded in the Division's RMS, there are a number of other metrics captured by the Auditing and Direct Shipping personnel. These metrics afford a more-complete view of the tasks and responsibilities delegated to these small but important units.

Auditing personnel accomplished 22 total on-site or remote audits of licensees during November 2021 and recorded 16 violations during the month.

In addition to the licensee audits, the Auditing staff completed 348 Product Approval-related tasks. Personnel received and processed 413 separate departmental requests in November 2021.

Feedback

Of the seven survey responses received by the Auditing Department in November 2021, over 91.43% found the processes and personnel to be effective and efficient.

Direct Shipping: Taxes, Applications and Carrier Reporting

On top of the Calls for Service recorded in the Division's RMS, there are a number of other important metrics captured by the Direct Shipping personnel. These metrics afford a more complete view of the tasking and responsibilities delegated to this small but important Unit. Because of operational cycles, revenue collected and processed in November is from transactions originating in the month prior.

During November 2021, the Direct Shipping personnel collected \$199,724.56 in revenue as part of the State's program for out of state suppliers. A total of 747 checks were processed during the month.

Direct Shipping personnel also processed 101 Renewal Applications during the month. Furthermore, there were three New Applications processed.

The processing of Carrier reports in November 2021 ensured that all Direct Shipping permittees are adhering to the State of New Hampshire's laws and administrative rules. Out of these reports, there were a total of 95 improper or illegal shipments into the state with 20 notification letters of Illegal Shipment sent to Direct Shippers during the month. Staff added 41 companies to the State's Seizure list, while there were eight companies removed from this same list.

The monthly totals for the authorized carriers are as follows:

<i>Carrier</i>	<i># of Packages</i>
<i>FedEx Express</i>	872
<i>FedEx Ground</i>	6243
<i>UPS</i>	6676
<i>Total</i>	13791



Trend data shows that the number of packages shipped into the State of New Hampshire continues to recover from a mid-year decline.

Feedback

There were zero feedback surveys submitted for the Direct Shipping office in November, 2021.

TRAINING AND PUBLIC OUTREACH

The Division of Enforcement & Licensing is committed to providing superior educational programs for licensees and employees that focuses on proper sales/service of alcohol or tobacco and for parents, students, local communities, and enforcement personnel that encourages responsible alcohol consumption. The Division's goal is to serve the citizens of New Hampshire through its educational training efforts and move closer to achieving the Division's overall goals; reducing the number of alcohol related incidents.

Summary

During November 2021, there were 520 attendees for in-person, virtual, and online classes/certifications offered. The Division took part in five Public Program Events during the month reaching 13025 attendees.

Feedback

Of the 10 survey responses received by the Training and Outreach Department in November 2021, 100.00% found the processes and personnel to be effective and efficient.

ENFORCEMENT

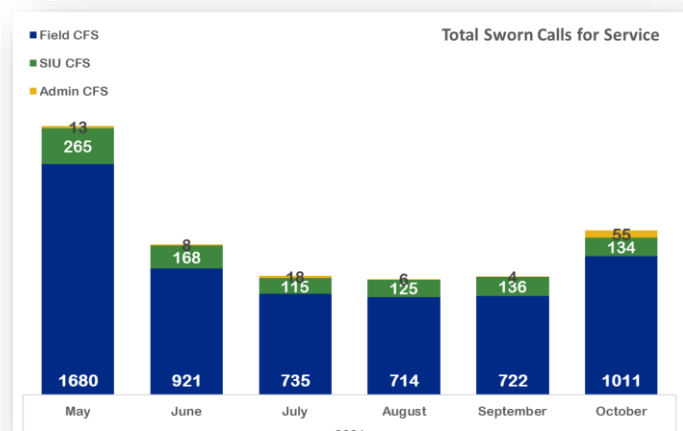
CALLS FOR SERVICE – SWORN PERSONNEL

During November 2021, the Sworn Personnel within the Division tallied 657 calls for service. Of these entries, *Inspection-Premise Check* was the most commonly used type with a total of 198 entries.

Field Investigators

The Division has a number of Investigators assigned to the field. In an attempt to provide uniform coverage across the State of New Hampshire, Investigators work in two separate teams, each of which cover different geographical areas.

Field Personnel recorded 560 calls for service during November. The most commonly recorded Service Call was *Inspection - Premise Check* with 196 instances.



Special Investigations Unit

In addition to the Field Investigators, the Division has three Investigators who work in the Special Investigations Unit (SIU). These members of the Division will work cases across the State, not just within a set geographical area.

SIU Personnel recorded 96 calls for service during November 2021. The most commonly recorded Service Call was *Liquor Store (Premis Check)* with 31 instances.

Administrative Sworn Personnel

The Division has three Sworn personnel members who work primarily out of Headquarters. These three individuals are a Field Operations Lieutenant, an Administrative Lieutenant, and a Staff Sergeant. Their main duties center on managing most of the Division's Civilian personnel and their respective units.

The three Administrative Personnel recorded one call for service in response to a Complaint during November 2021.

TOTAL ARRESTS

In the course of their statutory duties and responsibilities, Sworn personnel are sometimes required to cite individuals for violations of New Hampshire law (with a primary focus on RSA Title XIII and RSA 126-K). The reason for these events can vary, and this section will identify these actions that occurred during November 2021.

Summary

There were 16 individuals cited during November 2021. Of these, 11 individuals were issues a Summons and five were cited due to statutory requirements, and there were no individuals taken into custody.

COMPLIANCE CHECKS

Compliance checks have been used as an educational tool throughout the state for several years, and are an important part of the enforcement of the Prohibited Sales statute in New Hampshire (RSA 179:5). Investigators will obtain a list of licensees within a municipality and with the aid of a Division-Approved Underage Buyer, the Investigator will go site-to-site to ensure that all licensees assessed for compliance are in fact adhering to RSA 179:5.

Summary

During November 2021, there were 131 total Compliance Checks completed, with *Alcohol Compliance Checks* comprising the bulk of the events during the month.

ADMINISTRATIVE ACTION TAKEN

Whenever an investigator/licensing specialist/examiner discovers a violation of administrative rules enforced by our Division which requires administrative action be taken, the investigator/licensing specialist shall be responsible to follow the case through to its completion. Investigators shall make a recommendation for administrative action consisting of either a verbal or written warning, administrative fine, or suspension of the license.

In the case of an Administrative Notice, personnel will document that corrective action is required. In addition, some form of punitive action occurs; a fine or mandatory education of a licensee's staff are a pair of examples. A Verbal Warning is a way of keeping a record that corrective action is required, though in a way that does not carry a punitive measure (i.e. no fine). This section summarizes all instances of compliance actions taken during November 2021, a breakdown of the different types, and a tally of the fines issued.

Summary

During November 2021, personnel logged 51 Administrative Actions. Of these, 15 resulted in the issuance of an Administrative Notice and 8 resulted in Verbal Warnings.

Fines

During November 2021, a total of 17 Administrative Fines were levied totaling \$10550.05.

NON-TITLE XIII ACTIONS

During the month of November, Investigators responded to one Life/Safety related situations not associated with a licensed premise, New Hampshire Liquor and Wine Outlet, or a Title XIII investigation.

CASE DISPOSITION

Investigators maintain caseloads respective to their assigned areas of responsibility (North, South, and Special Investigations). These metrics are comprised of active case investigations and those investigations closed during the current calendar year; investigations initiated in prior years could be included in these metrics.

By the close of the month of November 2021, there were 30 open cases in active investigation by Field personnel. During the month, investigators closed 6 total cases, while six cases had no criminal nexus.